

POULTRY MEAT

AUGUST 2025

Slaughter (thous heads)

61.330 August 2025 494.519 Jan-Aug 2025 ▲ 1,0 % Interannual Variation Jan-Aug 2025 vs 2024

Production (thous tn)

191 August 2025 1.526 Jan-Aug 2025 ▲ 0,5 % Interannual Variation Jan-Aug 2025 vs 2024

Per Cápita Consumption– Moving average (kg/cap/year)

45,67 August 2025 ▲ 1,2 % Interannual Variation Jan-Aug 2025 vs 2024

Exports (thous tn)

12,96 August 2025 111,87 Jan-Aug 2025 ▼ -6,3 % Interannual Variation Jan-Aug 2025 vs 2024

Exports (thous U\$ FOB)

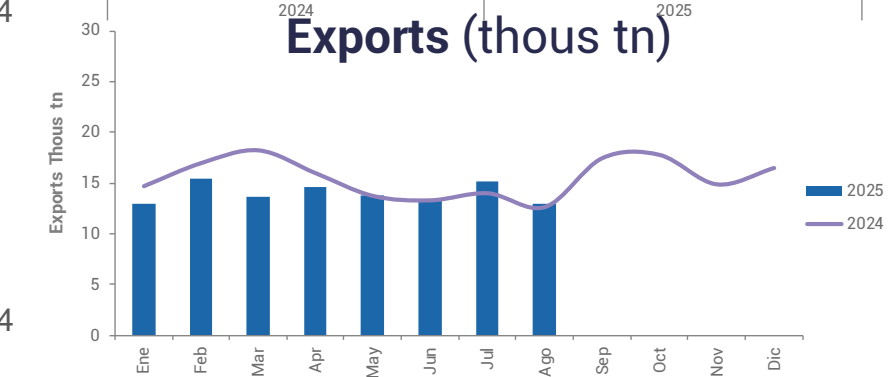
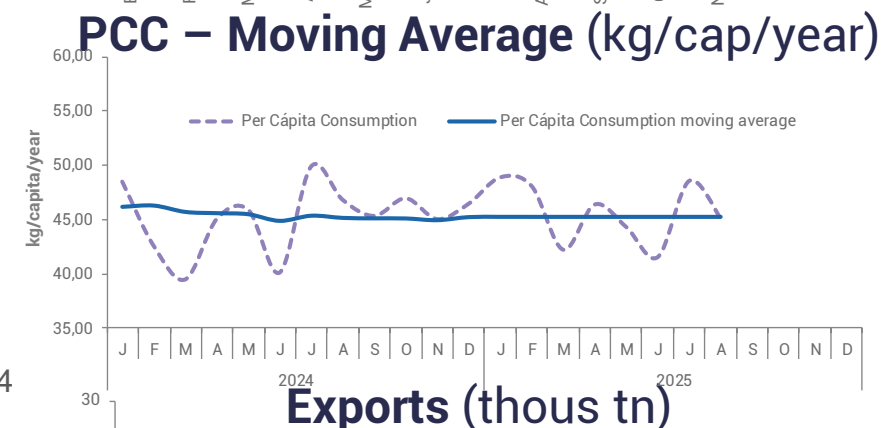
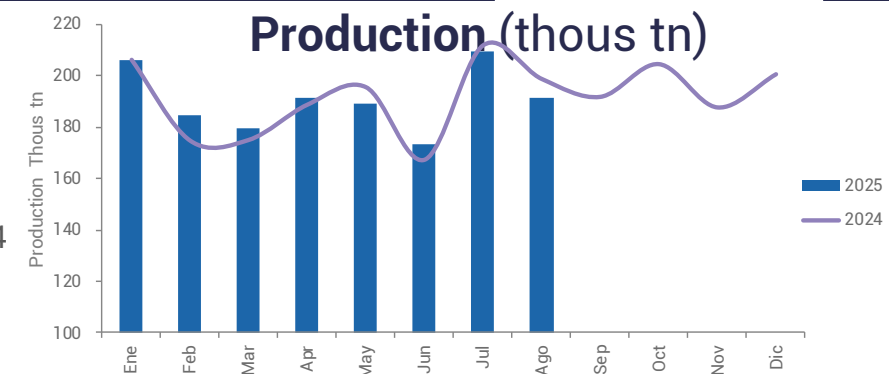
23.371 August 2025 154.853 Jan-Aug 2025 ▲ 8,0 % Interannual Variation Jan-Aug 2025 vs 2024

Imports (thous tn)

4,36 August 2025 17,20 Jan-Aug 2025 ▲ 381,3 % Interannual Variation Jan-Aug 2025 vs 2024

Imports (thous U\$ CIF)

11.650 August 2025 44.275 Jan-Aug 2025 ▲ 679,7 % Interannual Variation Jan-Aug 2025 vs 2024



Source: prepared based on data from SENASA, INDEC, COMEX y ADUANA
Preliminary data

